

HOW TO OPEN A RECORD WITH SEFRAM VIEWER

We are going to see how to open a saved file, with the Sefram Viewer software.

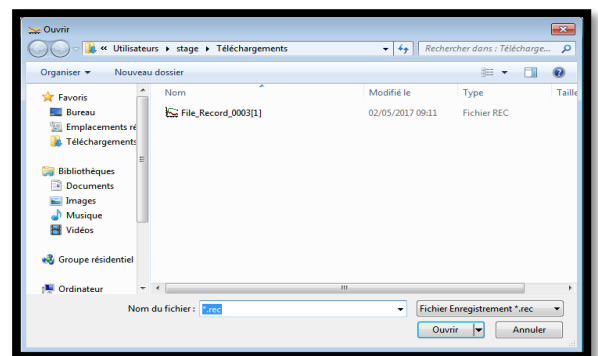
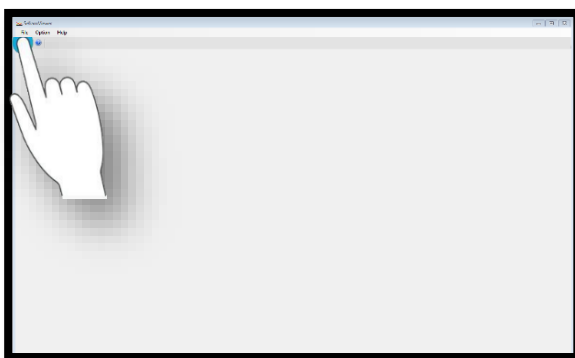
I: Requisites

Must have recorded a file in a folder from the intern memory of the device.

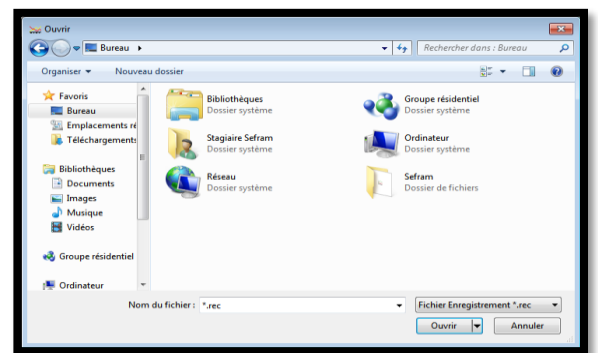
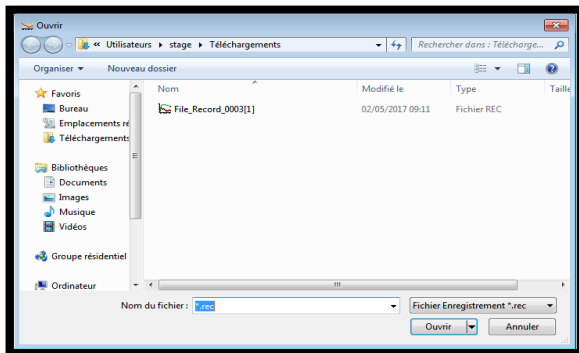
To record a file from the intern memory, refer to the note NA_ENR_DAS240_TRANS_FICH_FTP.

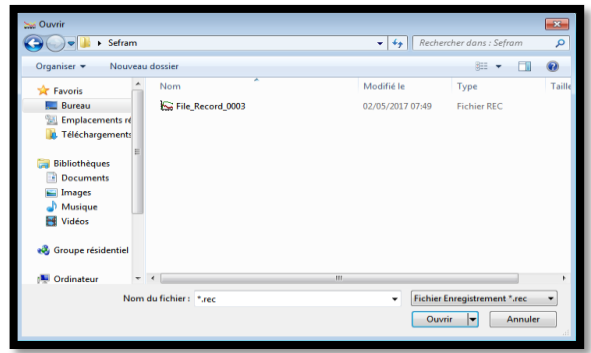
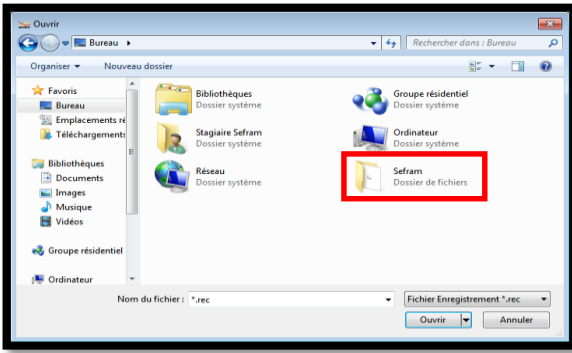
II: Open a file with Sefram Viewer

- 1- Launch the Sefram Viewer software and click on "File" then "Open":



- 2- Select the folder which contains the selected file, in this case we have to choose the folder "Sefram":





3- Select the file to open and validate:

